

# LUMINAIRE PHOTOMETRIC TEST REPORT

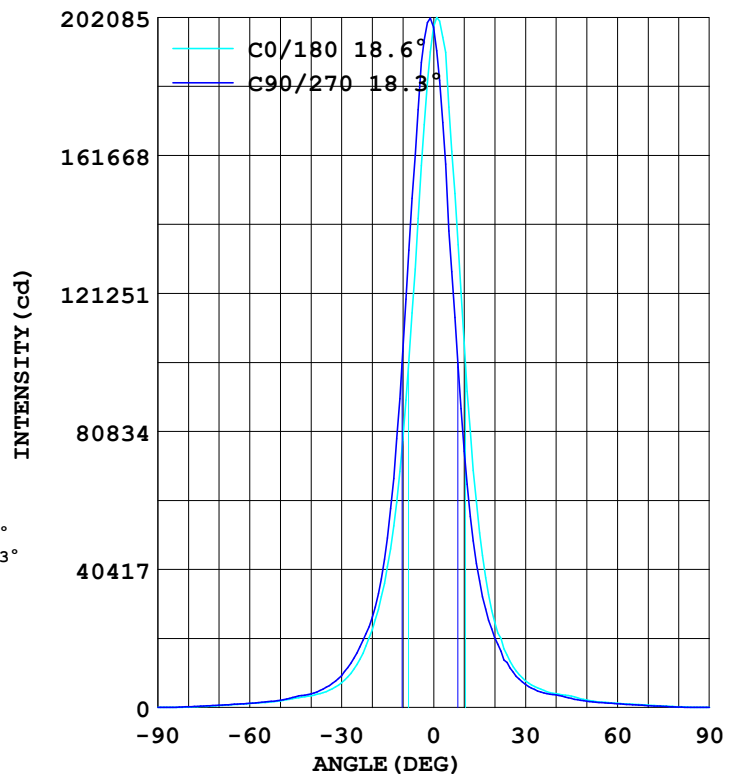
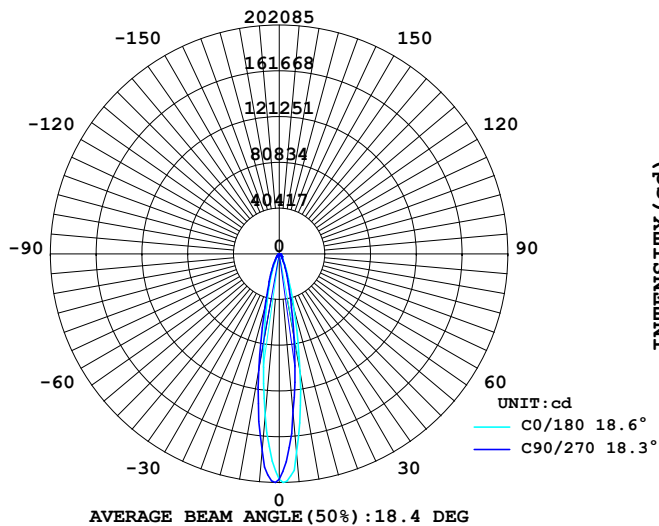
Report number:

MANUFACTURER: ILUMEN GMBH	Address:	
NAME: Klose	TYPE: IL-FL19-N30040-15	WEIGHT:
SPECIFICATION: 2835LED、4000K、15DEG	DIMENSION:	SERIAL No.:

DATA OF LAMP		Imax(cd)	204006	S/MH(C0/180)	0.28
MODEL		EFFICIENCY(%)	100.0	S/MH(C90/270)	0.36
NOMINAL POWER(W)	300	TOTAL FLUX(lm)	40549	Voltage(V)	230.3
RATED VOLTAGE(V)	230	EFFICIENCY(lm/W)	134.9	Current(A)	1.323
NOMINAL FLUX(lm)	40549.4	$\eta$ up(%)	0.0	Power(W)	300.7
LAMPS QUANTITY	1	$\eta$ down(%)	100.0	Power Factor(PF)	0.987
TEST VOLTAGE(V)	230.4	Effective Flux(lm)	40549.4	EEI	0.111

## LUMINOUS INTENSITY DISTRIBUTION

## LUMINOUS INTENSITY DISTRIBUTION



Test System:  
 Temperature: 25.3DEG  
 Operators:  
 Test Date: 2024.11.20

Test Set: 5.0deg/s C-Gamma (TYPE C)  
 Humidity: 65.0%  
 Test Distance: 10.000 m  
 Remarks:

---

## Color Temperature Data List

Report number:

MANUFACTURER: ILUMEN GMBH	Address:	
NAME: Klose	TYPE: IL-FL19-N30040-15	WEIGHT:
SPECIFICATION: 2835LED、4000K、15DEG	DIMENSION:	SERIAL No.:

---

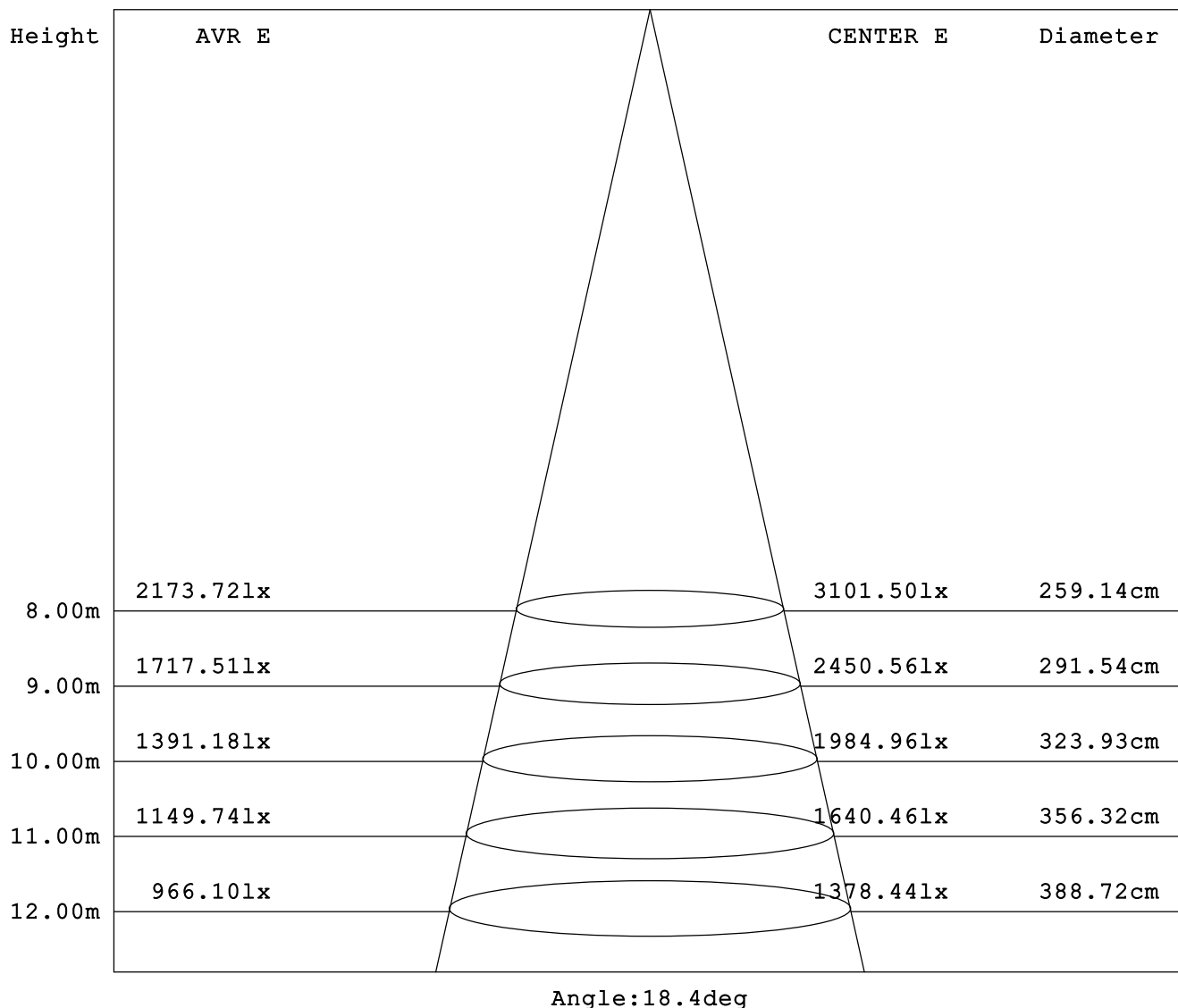
Test System:  
Temperature: 25.3DEG  
Operators:  
Test Date: 2024.11.20

Test Set: 5.0deg/s C-Gamma (TYPE C)  
Humidity: 65.0%  
Test Distance: 10.000 m  
Remarks:

## AVERAGE AND CENTER E Figure

Report number:

MANUFACTURER: ILUMEN GMBH	Address:	
NAME: Klose	TYPE: IL-FL19-N30040-15	WEIGHT:
SPECIFICATION: 2835LED、4000K、15DEG	DIMENSION:	SERIAL No.:



Test System:  
Temperature: 25.3DEG  
Operators:  
Test Date: 2024.11.20

Test Set: 5.0deg/s C-Gamma (TYPE C)  
Humidity: 65.0%  
Test Distance: 10.000 m  
Remarks:

## ZONAL FLUX DIAGRAM

Report number:

MANUFACTURER: ILUMEN GMBH	Address:	
NAME: Klose	TYPE: IL-FL19-N30040-15	WEIGHT:
SPECIFICATION: 2835LED、4000K、15DEG	DIMENSION:	SERIAL No.:

γ	C0	C45	C90	C135	C180	C225	C270	C315	γ	Zone	total
5.0	1432	1490	1750	1817	1758	1661	1395	1406	0- 5	4254	4254
10.0	782.2	821.7	1043	1108	1066	951.2	749.8	752.7	5- 10	8610	12863
15.0	412.9	421.5	495.8	540.8	511.5	453.2	370.3	385.5	10- 15	7568	20431
20.0	228.2	228.8	264.4	276.1	250.6	227.3	205.2	215.1	15- 20	5319	25750
25.0	125.7	131.1	159.7	141.4	135.7	126.0	115.7	128.8	20- 25	3766	29515
30.0	72.45	78.02	93.66	89.59	78.43	74.88	67.79	79.70	25- 30	2618	32134
35.0	46.59	50.15	59.53	57.21	54.27	50.69	45.32	50.50	30- 35	1884	34018
40.0	34.39	34.85	40.05	40.01	40.40	37.98	36.62	36.06	35- 40	1457	35475
45.0	27.40	27.31	31.69	32.91	33.64	32.51	26.60	27.76	40- 45	1248	36723
50.0	19.65	20.15	21.45	23.64	21.92	22.60	18.51	20.05	45- 50	1026	37749
55.0	14.90	15.34	16.10	16.81	15.82	16.65	14.23	15.07	50- 55	786.7	38535
60.0	11.59	11.89	12.29	13.41	12.33	12.62	11.03	11.51	55- 60	634.6	39170
65.0	8.528	8.758	9.438	10.21	9.586	9.573	8.220	8.140	60- 65	512.7	39683
70.0	5.700	5.926	6.752	7.180	6.966	7.062	5.596	5.368	65- 70	388.6	40071
75.0	3.273	3.437	4.218	4.548	4.257	4.117	3.347	3.004	70- 75	261.1	40333
80.0	1.229	1.449	2.232	2.381	2.267	2.023	1.248	1.187	75- 80	145.6	40478
85.0	0.326	0.311	0.637	0.816	0.609	0.609	0.382	0.237	80- 85	57.90	40536
90.0	0.110	0.059	0.114	0.156	0.079	0.116	0.111	0.061	85- 90	13.28	40549
95.0									90- 95		
100.0									95-100		
105.0									100-105		
110.0									105-110		
115.0									110-115		
120.0									115-120		
125.0									120-125		
130.0									125-130		
135.0									130-135		
140.0									135-140		
145.0									140-145		
150.0									145-150		
155.0									150-155		
160.0									155-160		
165.0									160-165		
170.0									165-170		
175.0									170-175		
180.0									175-180		
DEG	LUMINOUS INTENSITY:×100cd									UNIT:lm	

Test System:  
 Temperature:25.3DEG  
 Operators:  
 Test Date:2024.11.20

Test Set: 5.0deg/s C-Gamma (TYPE C)  
 Humidity:65.0%  
 Test Distance:10.000 m  
 Remarks:

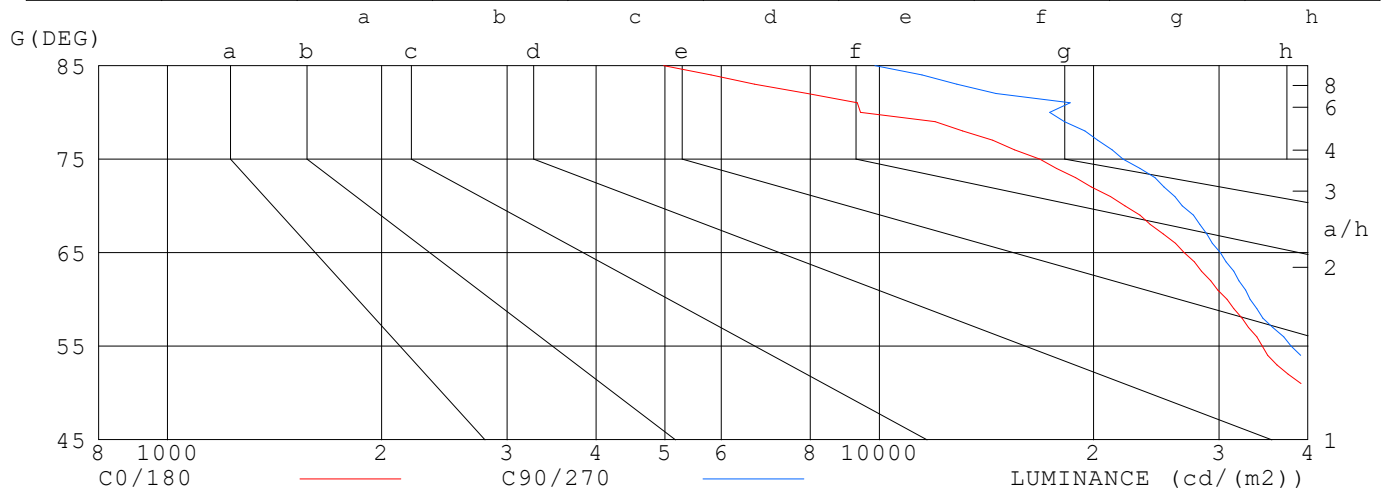
## LUMINANCE LIMITATION CURVES

Report number:

MANUFACTURER: ILUMEN GMBH	Address:	
NAME: Klose	TYPE: IL-FL19-N30040-15	WEIGHT:
SPECIFICATION: 2835LED、4000K、15DEG	DIMENSION:	SERIAL No.:

### LUMINANCE LIMITATION CURVES

GLARE	CLASS	ILLUMINANCE (lx)							
1.15	A	2000	1000	500	<=300				
1.50	B		2000	1000	500	<=300			
1.85	C			2000	1000	500	<=300		
2.20	D				2000	1000	500	<=300	
2.55	E					2000	1000	500	<=300



LUMINANCE cd/(m2)		
G (DEG)	C0/180	C90/270
85	4976	9858
80	9406	17348
75	16801	21994
70	22142	26641
65	26810	30136
60	30800	33178
55	34514	37894
50	40629	45044
45	51496	60485

Test System:  
 Temperature: 25.3DEG  
 Operators:  
 Test Date: 2024.11.20

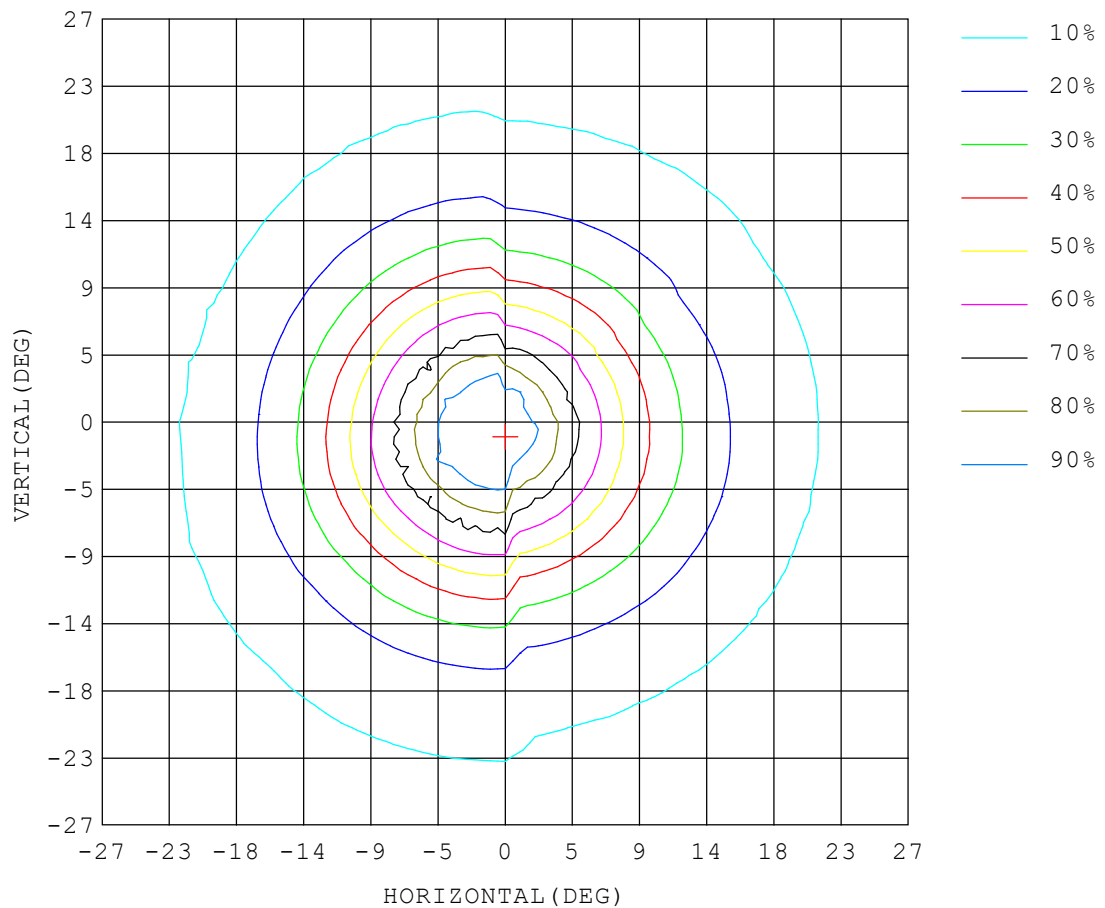
Test Set: 5.0deg/s C-Gamma (TYPE C)  
 Humidity: 65.0%  
 Test Distance: 10.000 m  
 Remarks:

## ISOCANDELA DIAGRAM

Report number:

MANUFACTURER: ILUMEN GMBH	Address:	
NAME: Klose	TYPE: IL-FL19-N30040-15	WEIGHT:
SPECIFICATION: 2835LED、4000K、15DEG	DIMENSION:	SERIAL No.:

UNIT: cd



Test System:  
Temperature: 25.3DEG  
Operators:  
Test Date: 2024.11.20

Test Set: 5.0deg/s C-Gamma (TYPE C)  
Humidity: 65.0%  
Test Distance: 10.000 m  
Remarks: